

**POLICY COMMITTEE
ROCKFORD AREA TRANSPORTATION STUDY
RESOLUTION 2001-1**

**RATS FY 2001 TRANSPORTATION
IMPROVEMENT PROGRAM AMENDMENT**

WHEREAS the Rockford Area Transportation Study (RATS) is the designated Metropolitan Planning Organization (MPO) for the Rockford Metropolitan Area, and the Policy Committee has the specific responsibility to direct and administer the continuing urban transportation planning process; and

WHEREAS the Transportation Improvement Program (TIP) for the Rockford Metropolitan Area for FY 2001 was developed in accordance with State and Federal laws and established local procedures and adopted by the RATS Policy Committee on July 27, 2000; and

WHEREAS the Rockford Mass Transit District (RMTD) has recently reassessed its capital project needs and priorities in response to recent changes in funding availability; and

WHEREAS RMTD has determined that a number of proposed projects can be delayed to future years without significantly impairing the delivery of public transit services throughout the community and a number of other projects can be implemented with normal operating funds as opposed to capital funds; and

WHEREAS the changes proposed are documented in ADDENDUM A to this Resolution; and

WHEREAS the proposed changes in project priority and funding have been reviewed in accordance with the RATS Public Involvement Process and opportunities for public comment have been afforded; and

WHEREAS the RATS Technical Committee has reviewed the changes to the FY 2001 TIP proposed in ADDENDUM A and recommends approval;
NOW, THEREFORE BE IT


RESOLVED that the RATS Policy Committee adopts the changes proposed in ADDENDUM A as an amendment to the FY 2001 Transportation Improvement Program; **AND BE IT FURTHER**

RESOLVED that the Study Director is instructed to transmit this amendment to the appropriate State and Federal agencies.

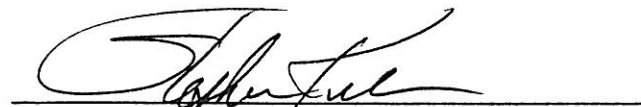
Dated this 25th Day of January, 2001.



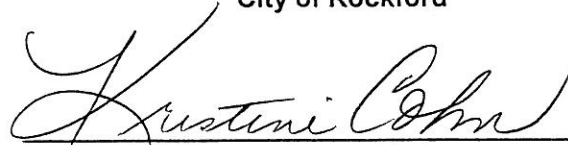
Darryl F. Lindberg, Mayor,
City of Loves Park



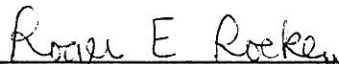
Charles E. Box, Mayor,
City of Rockford



Stephen Kuhn, President,
Village of Machesney Park



Kristine Cohn, Chairman,
Winnebago County Board



Roger E. Roewe, District Engineer, District 2
Illinois Department of Transportation

P R O J E C T #	R A T S #	RMTD FY 2001 Projects	U n i t s	\$\$ - COSTS - \$\$			FED 5307	Justifications	S t a t u s	January 25, 2001 Amendment
				Unit	TOTAL	LOCA				
01-5	1	AUTOMATIC FARE & TRIM SYSTEM	145,000	145,000	3,300	25,700	116,000	Improve service to passengers, enhance system attractiveness and ridership.	Pending	Reaffirm priority
01-7	1	RACKING SYSTEM TC BULLETIN	4,000	4,000	800	800	3,200	ENHANCEMENT PROJECT - improve service to patrons.	Pending	Reaffirm priority
01-18	1	TIRE SPIN BALANCER (for truck tires)	10,000	10,000	2,000	2,000	8,000	Improve maintenance efficiency, vehicle safety and reduce tire wear.	Pending	Reaffirm priority
01-22	4	LUBE HOSE REELS (for paratransit)	6,000	6,000	0	1,200	4,800	Replace worn out equipment and improve maintenance efficiency.	Pending	Reaffirm priority
01-25	1	FLOOR SCRUBBER (Hako)	8,500	8,500	1,700	6,800	6,800	Replace worn out equipment and improve maintenance efficiency.	Pending	Reaffirm priority
01-27	6	TOOLS (for Rockwell axles)	3,000	3,000	600	2,400	2,400	Improve maintenance efficiency.	Pending	Reaffirm priority
01-31	10	COMPUTER HARDWARE	2,500	25,000	5,000	20,000	20,000	Replace worn out equipment, improve administrative & maintenance efficiency.	Pending	Reaffirm priority
01-33	1	ADMINISTRATIVE OFFICE EXPANSION	750,000	750,000	150,000	600,000	600,000	Improve maintenance efficiency and extend equipment life and reliability.	Pending	Reaffirm priority
01-1	9	PREVENTIVE MAINTENANCE	704,500	704,500	140,900	563,600	563,600	Extend the useful life of rolling stock.	Pending	Reaffirm priority
Federal Balances 1,737,655 Carryover 1,903,919 Apptment \$3,641,574 Tot.Avb. After project Balance +match 3,525,574 4,402,968 3,522,374 4,402,968 3,514,374 4,392,968 3,509,574 4,386,968 3,502,774 4,378,468 3,500,374 4,375,468 3,480,374 4,350,468 2,880,374 3,600,468 2,316,774 2,895,968										
Federal Balances 2,316,774 Carryover 2,038,993 Apptment \$4,355,767 Tot.Avb. After project Balance +match 4,351,767 5,439,708 4,211,767 5,284,708 4,211,767 5,284,708 4,187,767 5,234,708 4,185,367 5,231,708 4,182,167 5,227,708 4,178,967 5,223,708 4,130,967 5,163,708 4,128,567 5,160,708 4,126,967 5,158,708 4,124,487 5,155,608 4,116,487 5,145,608 4,060,487 5,073,608 4,058,487 5,073,108 4,045,687 5,057,108 3,405,687 4,257,108 2,819,543 3,524,428										
Federal Balances 2,819,543 Carryover 2,175,308 Apptment \$4,994,850 Tot.Avb. After project Balance +match 4,385,261 5,481,576 3,964,141 4,955,176 3,872,141 4,840,176 2,973,581 3,716,976 2,653,581 3,316,976										
Justifications Improve administrative efficiency and service to public. Improve system marketing and public information dissemination. Additional set to improve maintenance efficiency and safety. Improve maintenance efficiency. Improve maintenance efficiency. Improve building security and safety and reduce theft and vandalism. Replace worn out equipment, improve safety, comply with OSHA regulations. Replace worn out equipment, lengthen bus and vehicle chassis life. Replace worn out equipment and improve maintenance efficiency. Replace worn out equipment, improve maintenance efficiency, comply w/ EPA. Improve bus maintenance capabilities and lengthen bus life. Improve bus maintenance efficiency. Improve system efficiency and service to passengers. Maintainance to extend vehicle life & continue reliable/efficient/safe service.										
Justifications Maintenance to extend vehicle life & continue reliable/efficient/safe service. Maintenance to extend vehicle life & continue reliable/efficient/safe service. Maintain safe, reliable, efficient fixed route bus service. Improve safety of operations.										

P R O J E C T #	R A T S #	RMTD FY 2003 Projects	U n i t s	\$\$ - COSTS - \$\$			FED 5307	Justifications	S t a t u s	January 25, 2001 Amendment
				Unit	TOTAL	LOCA				
03-1	1	PREVENTIVE MAINTENANCE COSTS	761,987	761,987	152,397	609,590	609,590	Improve maintenance efficiency and safety.	Pending	Fund via operating
03-2	8	PARATRANSIT BUSES (replacements)	65,800	526,400	105,280	421,120	421,120	Replace worn out equipment and improve maintenance efficiency.	Pending	Fund via operating
03-3	1	AUTOMATIC KIOSK DEVICE SYSTEM	115,000	115,000	23,000	92,000	92,000	Replace worn out equipment and improve maintenance efficiency.	Pending	Fund via operating
03-4	4	FIXED-ROUTE BUSES (replacements)	280,800	1,123,200	224,640	898,560	898,560	Replace worn out equipment and improve maintenance efficiency.	Pending	Fund via operating
01-4	5	TRAINING SIMULATOR	400,000	400,000	80,000	320,000	320,000	Improve maintenance efficiency and extend equipment life and reliability.	Pending	Fund via operating
Additional RMTD Capital Projects to be Funded Through Normal Operating Expenses 25,000 1,200 750 500 600 700 1,000 800 These projects were once programmed in FY 2001 with 5307 Capital funds but will now be purchased through the RMTD operating budget.										

"PROGRAM OF PROJECTS"

"5307-Funded" Projects only

TABLE 8

Amended: January 25, 2001

ROCKFORD MASS TRANSIT DISTRICT (RMTD) - FY 2001

Urban Area: Rockford, Illinois
 Designated Recipient: RMTD
 Grantee: RMTD
 Program Number:

49 U.S.C/5307 (SEC 9) FUNDS

APPORTIONMENT for FY 2001 \$1,903,919
 Carryover Funds + reobligated \$: \$1,737,655
 Transfer Funds: \$0
 Total Funds Available: \$3,641,574
 Subapportionment to RMTD: \$1,324,800

Priority	PROJECT DESCRIPTION	LOCAL	FEDERAL / SOURCE	TOTAL
I. OPERATING ASSISTANCE:				
1	July 1, 2000 -- June 30, 2001	\$5,248,790	5307	\$5,622,790
subtotal				
II. CAPITAL ASSISTANCE:				
1	AUTOMATIC FARE & TRIM SYSTEM	\$29,000	\$116,000 5307	\$145,000
2	RACKING SYSTEM TC BULLETIN	\$800	\$3,200 5307	\$4,000
3	TIRE SPIN BALANCER (for truck tires)	\$2,000	\$8,000 5307	\$10,000
4	LUBE HOSE REELS (for paratransit)	\$1,200	\$4,800 5307	\$6,000
5	FLOOR SCRUBBER (Hako)	\$1,700	\$6,800 5307	\$8,500
6	TOOLS (for Rockwell axles)	\$600	\$2,400 5307	\$3,000
7	COMPUTER HARDWARE	\$5,000	\$20,000 5307	\$25,000
8	ADMINISTRATIVE OFFICE EXPANSION	\$150,000	\$600,000 5307	\$750,000
9	PREVENTIVE MAINTENANCE	\$140,900	\$563,600 5307	\$704,500
subtotal		\$331,200	\$1,324,800 5307	\$1,656,000
TOTAL		\$5,579,990	\$1,324,800 5307	\$7,278,790